
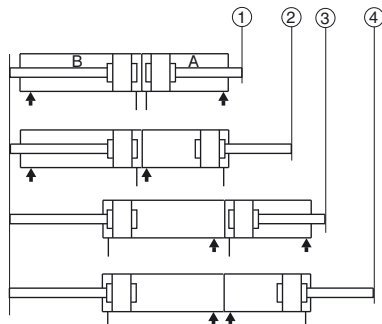


FEATURES

- System consisting of two standard cylinders mounted back-to-back and connected by a support or four tie rods. This arrangement provides:
 - three positions if the two cylinders have the same stroke
 - four positions if the two cylinders have different strokes



GENERAL

- Detection**
- Fluid**
- Operating pressure**
- Ambient temperature**
- Cushioning**

Equipped for magnetic position detectors
Air or neutral gas, filtered, lubricated or not
10 bar max.
-20°C to +70°C
Pneumatic, adjustable from both sides with captive screws
ISO 15552-AFNOR NF ISO 15552-DIN ISO 15552
1 metre
See above

- Standards**
- Max stroke of the two cylinders**
- Control**

SPECIFICATIONS

To order, please specify:

- System description
- Cylinders designated "A" and "B"

Set of two PES cylinders with tie rods or profiled barrels mounted **back-to-back**

PES . . . (1) P A/NA . . . (2) - DM (for profiled barrel version)

PES . . . (1) T A . . . (2) R - DM (for tie rod version)

(1) : Bore Ø

(2) : stroke of cylinder (**max. total stroke of the two cylinders = 1 metre**)

A/NA : A = cushioned - NA = not cushioned

R : aluminium barrel

DM : cylinder equipped or non equipped for magnetic position detectors

The features A/NA, DM or not can be combined on both cylinder versions A and B.

- Back-to-back mounting option catalogue number:

Ø (mm)	32 (3)	40	50	63	80	100	125	160	200
catalogue number	560611	560612	560613	560614	560615	560616	560617	560618	560619

(3) In the case of use of a BIM magnetic detector on PES series 450 Ø 32, it is necessary to add the option code = **995125**

The magnetic position detectors are ordered separately:

- "T" model (see page P291), reed switch or magneto-resistive type

OPTIONS

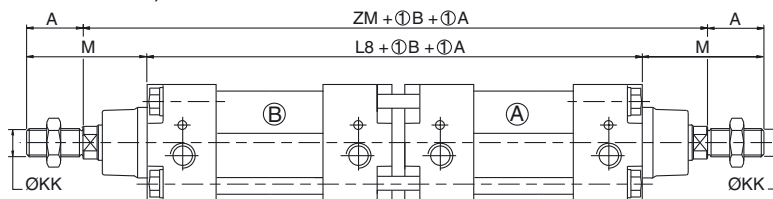
- Other strokes on request
- Piston rod in 316L stainless steel, catalogue number: **995002** - in 303 stainless steel, catalogue number: **995202**
- Overlength piston rod in hard chrome steel, cat. n°: **995003** - in 316L stainless steel, cat. n°: **995004** - in 303 stainless steel, cat. n°: **995204**

MOUNTINGS: Fastener codes and quantities (see page P229-18 and remarks below)

DIMENSIONS (mm)

Cylinder 453 with profiled barrel Ø 32 to 100 mm

(125 mm: consult us)



Cylinder 450 with tie rods Ø 32 à 200 mm

Ø (mm)	A	ØKK	M	cylinder with profiled barrel		cylinder with tie rods	
				L8	ZM	L8	ZM
32	22	M10x1,25	48	197	249	197	249
40	24	M12x1,25	54	219	279	219	279
50	32	M16x1,5	69	221	295	221	295
63	32	M16x1,5	69	251	325	251	325
80	40	M20x1,5	86	265	357	265	357
100	40	M20x1,5	91	285	387	285	387
125	54	M27x2	119	-	-	332	462
160	72	M36x2	152	-	-	372	532
200	72	M36x2	167	-	-	372	562

① Stroke

B