



DATA SHEET

EN 12830
KT 120



KT 120 - KH 120

KISTOCK Data logger HVAC range - Temperature/Humidity



**Integrated software
for configuration and
visualisation in PDF format**

- Software for configuration and data visualisation freely downloadable
- Software for configuration and data processing available as option
- Storage capacity of 50 000 points



**Magnetic
mounting**

- Up to 2 recordable parameters
- 2 configurable setpoint alarms
- 1 line LCD screen
- IP 65 (KT 120) and IP 20 (KH 120) housing
- Integrated adjustment certificate in PDF

Technical specifications

	KT 120	KH 120
Units displayed	°C, °F	°C, °F, % RH
Resolution	0.1 °C, 0.1 °F	0.1 °C, 0.1 °F, 0.1% RH
External input	USB connector	
Internal sensor	Temperature	Temperature, humidity
Type of sensor	NTC	Temperature: NTC Humidity: Capacitive
Measuring range	From -40 to +70 °C	Temperature: from -20 to +70 °C Humidity: from 0 to 100 %RH
Accuracies ⁽¹⁾	±0.4 ° from -20 to 70 °C ±0.8 °C below -20 °C	Temperature: ±0.4 °C from 0 to 50 °C ±0.8 °C below 0 °C or above 50 °C Humidity ⁽²⁾ : ±2.5% RH (from 5 to 95% RH, 15 °C to 25 °C)
Setpoint alarms	2 setpoint alarms on each channel	
Number of points	50 000	
Frequency of measurement	From 1 minute to 24 hours	
Operating temperature ⁽³⁾	From -40 to +70 °C	From -20 to +70 °C
Storage temperature	From -40 to +85 °C	
Battery life	3 years ⁽⁴⁾	500 days ⁽⁴⁾

Housing

Dimensions	100 x 42.5 x 15.9 mm
Weight	53 g
Display	1 line LCD screen Dimensions of screen: 32 x 25.5 mm
Control	1 OK key 1 Selection key
Material	Compatible with food industry environment. ABS housing
Protection	IP65: KT 120. IP20: KH 120
PC communication	1 USB A male input
Battery power supply	1 x CR2450 (button battery ⁽⁵⁾)
Environmental conditions of use	Air and neutral gases Hygrometry: in non condensing conditions Maximum altitude: 2000 m

⁽¹⁾ All accuracies indicated in this document were stated in laboratory conditions and can be guaranteed for measurement carried out in the same conditions, or carried out with calibration compensation.

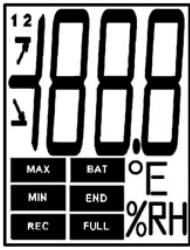
⁽²⁾ Factory calibration uncertainty: ±0.88% RH; Temperature dependence: ±0.04 x (T-20) % RH (if T < 15 °C or T > 25 °C).

⁽³⁾ The screen can be hard to read, and its display speed often slows down at temperatures lower than 0 °C. This has no effect on the accuracy of measurements.

⁽⁴⁾ On the basis of 1 measurement each 15 minutes at 25 °C.

⁽⁵⁾ The battery must be in compliance with the IEC 60086-4 standard.

Display

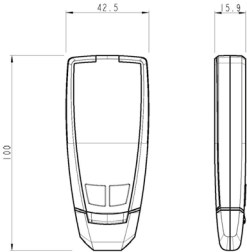


- END** DATASET is finished.
- REC** Indicates that one value is being recorded. It flashes: the DATASET did not start already.
- FULL** Flashing slowly: DATASET is between 80 and 90% of the storage capacity. Flashing quickly: DATASET is between 90 and 100% of the storage capacity.
- Constant: storage capacity full.
- MAX** The displayed values are the recorded maximum/minimum values for the displayed channels.
- MIN**
- Indicates the alarm action type: rising or falling action.
- BAT** Constant: indicates that the batteries have to be replaced.

12 Indicates the channel number which is measuring.

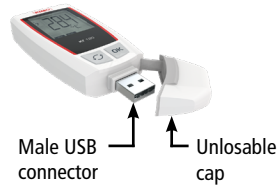
°C: Temperature in °Celsius
°F: Temperature in °Fahrenheit
%RH: Relative humidity (KH 120)

Dimensions (mm)



Connections

PC connection input



Calibration

All the KISTOCK devices have an integrated adjustment certificate in the memory in PDF format which can be visualised and printed easily.
A calibration certificate is available as option in paper format.
We recommend to carry out a yearly checking.

Recorder function

The KISTOCK allows to record the values measured instantaneously, it records the values according to a predefined interval.
On the other hand, it is possible to operate continuously the KISTOCK thanks to a loop recording.

3 types of dataset start

The measurement dataset can be launched:

- With a delayed start (with predefined date and time)
- With the software
- With push-button

6 types of dataset stop

You can stop your dataset:

- According to a date and time (if it was started the same way)
- According to a recording duration
- According to a predefined number of recording points
- If the storage capacity of the memory is full
- With "Stop" option of the software
- By holding "OK" key during about 5 seconds, if this function has been previously activated by the software.

Software



KILOG LITE: freely downloadable software on sauermanngroup.com

Allows the data download (graphics and points statement) and the data logger configuration.



Integrated software in PDF format

Enables to edit a dataset report and configure the data logger.

Use only with Adobe Acrobat Reader 9® software (or higher).

Configuration and data processing software

KILOG software enables to configure, save and process your data in a very simple way.

Software only: réf. KILOG-3-N.

Accessories

- 1 CR2450 battery. Ref. KBL-2450



Only the accessories supplied with the device must be used

Mounting

The KISTOCK data loggers have a magnetic mounting, so you can fix it easily.

1. Magnetic mounting
2. Battery cover
3. Locking sign of the battery cover



Replace the battery

With 500 days to 3 years* of battery life, KISTOCK devices guarantee long-term measurements.

To replace the battery:

- Unlock the battery cover.
- Insert the battery (CR 2450 button battery**) with the + pole visible.
- Replace the battery cover with the indicator in front of the opened padlock and close it by turning it towards the right in order to make correspond the indicator with the closed padlock.

*On the basis of 1 measurement each 15 minutes at 25 °C.

**The battery must be in compliance with the IEC 60086-4 standard.

Warranty

KISTOCK data loggers have 1-year guarantee for any manufacturing defect (return to our After-sales service required).

Maintenance: please avoid any aggressive solvent. Please protect the device from any cleaning produce containing formalin, that may be used for cleaning rooms and ducts.

Precautions for use: please always use the device in accordance with its intended use and within parameters described in the technical features in order not to compromise the protection ensured by the device.



BE CAREFUL! Material damages can happen, so please apply the indicated precaution measures.

www.sauermanngroup.com

